

R

Rotabroach[™]

**POWER
TOOLS**



R



We make cutting tools for metal to POWER the way you work.

#theoriginalname

**POWER To
Cut Metal.™**

POWER TOOLS

MAGNETIC DRILL CHART	06
COMMANDO MAG DRILLS	08
COMMANDO 35	10
COMMANDO 40	11
ELEMENT™ MAG DRILLS	12
ELEMENT™ FEATURES	14
ELEMENT™ 30	16
ELEMENT™ 40	17
ELEMENT™ 40 PERMANENT MAGNET	18
ELEMENT™ 50	19
ELEMENT™ 50 PIVOT MAGNET	20
ELEMENT™ 50 AUTOMATIC	21
ELEMENT™ 50 LOW PROFILE	22
ELEMENT™ 75	24
ELEMENT™ 100	25
SPECIALIST MAG DRILLS	26
EAGLE	28
RAVEN	29
GATOR	30
RAIL MAG DRILLS	32
RHINO 2	33
RHINO 4	34
RHINO E	35
ELEMENT™ SAWS & BLADES	36
ELEMENT™ 14 CHOP SAW	38
CERMET BLADES	39



Rotabroach™ is the original name in metal cutting technology.

With over 40 years' experience, we have the perfect platform to deliver superior solutions for your hole cutting requirements.

Commando Mag Drills are the perfect tool for on-site drilling where you need to get the job done. The Commando range delivers fantastic performance at excellent value.

Performance machines designed to increase speed of working and optimise tool life. Fitted with a range of enhanced features, the **Element™ Mag Drills** are a comprehensive range of machines designed for high volume work and heavy duty applications.

Choose the right tool to get the job done using the chart below.

Product	Cutter Capacity (mm)	Cutter Depth (mm)	Drill Chuck Capacity (mm)	Motor Power (W)	Weight (kg)	Height (mm)	Stroke (mm)	Tapping
COMMANDO RANGE Core range of machines for site or workshop use, to suit most standard drilling.								
Commando 35	35	50	13	1050	12	435	105	⊗
Commando 40	40	50	13	1100	14	510	85	⊗
ELEMENT™ RANGE Performance machines designed to increase speed of working and optimise tool life. Fitted with a range of enhanced features, the Element™ Mag Drills are a comprehensive range of machines designed for high volume work and heavy duty applications.								
Element™ 30	32	35	13	850	12	414	65	⊗
Element™ 40	40	50	13	1200	13	514	80	⊗
Element™ 40 Permanent Magnet	40	50	13	1200	15	514	140	⊗
Element™ 50	50	50	13	1500	15	586	140	⊙
Element™ 50 Pivot Magnet	50	50	13	1500	18	640	150	⊙
Element™ 50 Low Profile	50	50	N/A	1200	11	179	62	⊗
Element™ 50 Automatic	50	50	20	1500	18.5	586	140	⊙
Element™ 75	75	75	16	1800	23	713	185	⊙
Element™ 100	100	100	16	2000	25	733	200	⊙
SPECIALIST RANGE Designed for specialist applications, this range caters for both semi-autonomous drilling applications and 'anti-spark' environments, with both a hydraulic and pneumatic drilling option.								
Eagle	52	50	16	6.9 bar max pneumatic	21	560	70	⊗
Raven	52	50	16	6.9 bar max pneumatic	16	525	70	⊗
Gator	52	50	16	140 bar hydraulic	23	520	70	⊗





COMMANDO
Mag Drills



COMMANDO 35

**DELIVERING
UNBEATABLE
VALUE.**

Packing a powerful 1050W motor, it's capable of drilling up to 35mm in diameter and 50mm depth of cut. Fitted with thermal overload protection, it's the perfect machine for both on-site and workshop drilling.



COMMANDO 40

**A MORE POWERFUL
MOTOR AND THE
ADDED FLEXIBILITY
OF 6 SPEEDS.**

Ideal for countersinking and using twist drills, this unit is supplied with a chuck as standard and is a great all round tool for both workshops and sites.

SPECIFICATIONS

Cutter Capacity:	35mm
Depth of Cut:	50mm
Drill Chuck Capacity:	13mm
No Load Speed:	850RPM
Motor Specification:	1050W
Magnet Adhesion:	80000N
Length:	245mm
Height:	435mm
Width:	155mm
Magnet Size:	160 x 80mm
Weight:	12KG
Motor:	110/230V
Stroke:	105mm

KEY FEATURES

-  **CUTTER CAPACITY**
35mm
-  **DEPTH OF CUT**
50mm
-  **TWIST DRILL CAPACITY**
13mm
-  **WEIGHT**
12KG
-  **MAGNET SIZE**
160 x 80mm
-  **MOTOR**
110/230V

INCLUDED

- **CARRY CASE**
- **ALLEN KEYS**
- **SAFETY STRAP**
- **GUARD**
- **INTERNAL COOLANT SYSTEM**



PART CODE:

Commando35/1 (110V)
Commando35/3 (230V)

SPECIFICATIONS

Cutter Capacity	40mm
Depth of Cut	50mm
Drill Chuck Capacity	13mm
Countersink	30mm
Tapping	NO
No Load Speed	270 - 610RPM
Motor Specification	1100W
Magnet Adhesion	8000N
Length	265mm
Height	510mm
Width	180mm
Magnet Size	165 x 80mm
Weight	14KG
Motor	110/230V
Stroke	85mm

KEY FEATURES

-  **CUTTER CAPACITY**
40mm
-  **DEPTH OF CUT**
50mm
-  **TWIST DRILL CAPACITY**
13mm
-  **COUNTERSINK**
30mm
-  **WEIGHT**
14 KG
-  **MAGNET SIZE**
165 x 80mm
-  **MOTOR**
110/230 V

INCLUDED

- **CARRY CASE**
- **ALLEN KEYS**
- **SAFETY STRAP**
- **13mm DRILL CHUCK**
- **INTERNAL COOLANT SYSTEM**



PART CODE:

Commando40/1 (110V)
Commando40/3 (230V)

R



ELEMENT[™]
Mag Drills

CUT  **SMART**[™]

ELEMENT™

The Features

CUT SMART™



- Enhanced user safety
- Increase tool life and productivity
- Apply the optimal amount of pressure and prevent damage to the cutter and the motor

POWERING you to get the job done.

Power your on-site productivity. From super lightweight to heavy-duty with the Low Profile, Pivot Magnet and Element™ 30 through to Element™ 100, our range offers unbeatable performance in any situation.



Cutter Capacity
10mm to 100mm




Motors
850W to 2000W



Internal Cabling
Reducing the risk of damage and downtime to your mag drill



Improve Accessibility
Quick release interchangeable handle.



Ergonomic Carry Handle
Portable and accessible anywhere.

ELEMENT³⁰

THE SINGLE SPEED LIGHTWEIGHT ELEMENT™ 30 IS BOTH POWERFUL AND EASILY PORTABLE.

Perfect for both site installations and workshops. Fitted with CutSmart™ technology to enhance tool life, speed of cut and user safety.



Quick release interchangeable handle.

CUT SMART

SPECIFICATIONS

Cutter Capacity	32mm
Depth of Cut	35mm
Drill Chuck Capacity	13mm
No Load Speed	600RPM
Motor Specification	850W
Magnet Adhesion	10000N
Length	270mm
Height	414mm
Width	165mm
Magnet Size	180 x 90mm
Weight	12KG
Motor	110/230V
Stroke	65mm

KEY FEATURES



CUTTER CAPACITY
32mm



DEPTH OF CUT
35mm



TWIST DRILL CAPACITY
13mm



WEIGHT
12KG



MAGNET SIZE
90 x 180mm



MOTOR
110/230V

INCLUDED

- CARRY CASE
- SAFETY STRAP
- 4mm A/F TEE HANDLED HEXAGON KEY
- 6mm HEXAGON KEY
- INTERNAL COOLANT SYSTEM
- DRILL CHUCK ADAPTOR
- DRILL CHUCK AND KEY
- SAFETY GLASSES

PART CODE:

Element30/1 (110V)
Element30/3 (230V)

ELEMENT⁴⁰

THE ELEMENT™ 40 DELIVERS INCREASED FUNCTIONALITY.

Capable of countersinking and larger diameter drilling; featuring a two speed gearbox, the user is able to select the right speed for the drilling diameter. It is also fitted with CutSmart™ technology to enhance tool life, speed of cut and user safety.



Quick release interchangeable handle.

CUT SMART

SPECIFICATIONS

Cutter Capacity	40mm
Depth of Cut	50mm
Drill Chuck Capacity	13mm
No Load Speed	300 - 600RPM
Motor Specification	1200W
Magnet Adhesion	10000N
Length	285mm
Height	514mm
Width	185mm
Magnet Size	180 x 90mm
Weight	13KG
Motor	110/230V
Stroke	80mm

KEY FEATURES



CUTTER CAPACITY
40mm



DEPTH OF CUT
50mm



TWIST DRILL CAPACITY
13mm



COUNTERSINK
30mm



WEIGHT
13KG



MAGNET SIZE
180 x 90mm



MOTOR
110/230V

INCLUDED

- CARRY CASE
- INTERNAL COOLANT SYSTEM
- SAFETY STRAP
- 4mm A/F TEE HANDLED HEXAGON KEY
- 3mm HEXAGON KEY
- 6mm HEXAGON KEY
- DRILL CHUCK ADAPTOR
- DRILL CHUCK AND KEY
- SAFETY GLASSES

PART CODE:

Element40/1 (110V)
Element40/3 (230V)

ELEMENT 40

Permanent Magnet

POWERFUL, PATENTED PERMANENT MAGNET TECHNOLOGY TO ENSURE YOUR MACHINE IS SAFE IF THE POWER GOES OUT.

Fitted with patented permanent magnet technology, this mag drill will continue to stick your material even if it loses power. The Element™ 40 Permanent Magnet can also magnetise to much thinner material – as low as 3mm and has CutSmart™ technology to enhance tool life, speed of cut and user safety.



Quick release interchangeable handle.

CUT SMART

ELEMENT 50

A LARGE CAPACITY, MT2 MACHINE.

Fitted with two gears and 12 forward and reverse speeds, the Element™ 50 is perfect for drilling, countersinking and threading. Weighing just 15kg this is a versatile tool for workshop and site use, with CutSmart™ technology to enhance tool life, speed of cut and user safety.



Quick release interchangeable handle.

CUT SMART

SPECIFICATIONS

Cutter Capacity	40mm
Depth of Cut	50mm
Drill Chuck Capacity	13mm
No Load Speed	300-600RPM
Motor Specification	1200W
Magnet Adhesion	5000N
Length	285mm
Height	514mm
Width	185mm
Magnet Size	210 x 90mm
Weight	13KG
Motor	110/230V
Stroke	85mm

KEY FEATURES

- PERMANENT MAGNET**
- CUTTER CAPACITY 40mm**
- DEPTH OF CUT 50mm**
- TWIST DRILL CAPACITY 13mm**
- COUNTERSINK 30mm**
- WEIGHT 13KG**
- MAGNET SIZE 180 x 90mm**
- MOTOR 110/230V**

INCLUDED

- CARRY CASE
- INTERNAL COOLANT SYSTEM
- SAFETY STRAP
- 4mm A/F TEE HANDLED HEXAGON KEY
- 3mm HEXAGON KEY
- 6mm HEXAGON KEY
- DRILL CHUCK ADAPTOR
- DRILL CHUCK AND KEY
- SAFETY GLASSES

PART CODE:

Element40/1 Permanent Magnet (110V)
Element40/3 Permanent Magnet (230V)

SPECIFICATIONS

Cutter Capacity	50mm
Depth of Cut	50mm
Twist Drill Capacity	20mm
Drill Chuck Capacity	13mm
Morse Taper	MT2
Countersink	30mm
Tapping	M20
No Load Speed	100 - 500RPM
Motor Specification	1500W
Magnet Adhesion	13500N
Length	315mm
Height	586mm
Width	195mm
Magnet Size	200 x 98mm
Weight	15KG
Motor	110/230V
Stroke	140mm

KEY FEATURES

- CUTTER CAPACITY 50mm**
- DEPTH OF CUT 50mm**
- TWIST DRILL CAPACITY 20mm**
- COUNTERSINK 30mm**
- TAPPING M20**
- WEIGHT 15KG**
- MAGNET SIZE 200 x 98mm**
- MOTOR 110/230V**

INCLUDED

- CARRY CASE
- INTERNAL COOLANT SYSTEM
- SAFETY STRAP
- STATIONARY RING
- 3mm HEXAGON KEY
- 6mm HEXAGON KEY
- ARBOR ASSEMBLY
- 13mm CHUCK
- DRILL CHUCK ADAPTOR
- DRILL CHUCK AND KEY
- DRIFT
- SAFETY GLASSES

PART CODE:

Element50/1 (110V)
Element50/3 (230V)

ELEMENT 50

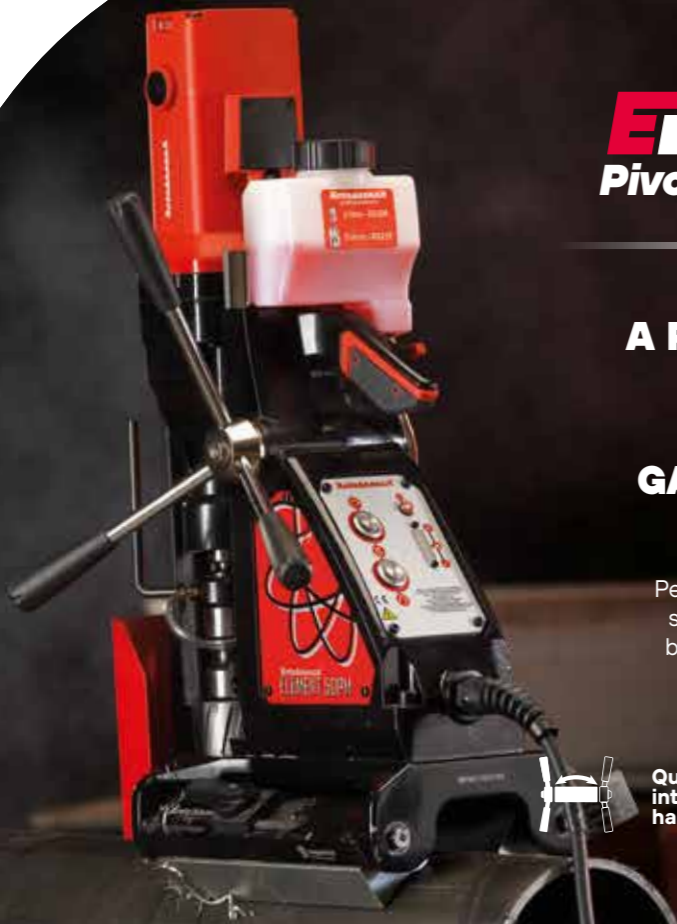
Pivot Magnet

A PIVOT BASE PERMANENT MAGNET, ALLOWING YOU TO WORK ON THIN GAUGE MATERIAL AS THIN AS 3MM THICK.

Performs equally well on curved, uneven and flat surfaces, perfect for pipework contractors, ship building and power generation sites, looking for increased safety and versatility.

Quick release interchangeable handle.

CUT SMART



ELEMENT 50

Automatic

FULLY AUTOMATIC DRILLING WITH ALL THE BENEFITS OF AN ELEMENT™ 50 MAG DRILL.

The Element™ 50 Automatic is a fully automatic magnetic drill. Unlike many other semi-auto machines – our machine will drill the hole, retract, and power off – ready to be safely moved to the next hole. It features all the fantastic features of our Element™ drills, meaning you can use it in auto mode or in manual as a complete all-rounder. Fitted with CutSmart™ technology to enhance tool life, speed of cut and user safety.

Quick release interchangeable handle.

CUT SMART



SPECIFICATIONS

Cutter Capacity	50mm
Depth of Cut	50mm
Twist Drill Capacity	20mm
Drill Chuck Capacity	13mm
Morse Taper	MT2
Countersink	31mm
Tapping	M20
No Load Speed	100-500RPM
Motor Specification	1500W
Magnet Adhesion	8430N
Length	317mm
Height	640mm
Width	190mm
Magnet Size	277 x 190mm
Weight	18KG
Motor	110/230V
Stroke	150mm

KEY FEATURES

- CUTTER CAPACITY**
50mm
- DEPTH OF CUT**
50mm
- TWIST DRILL CAPACITY**
20mm
- COUNTERSINK**
30mm
- TAPPING**
M20
- WEIGHT**
18KG
- MAGNET SIZE**
277 x 190mm
- MOTOR**
110/230V

INCLUDED

- CARRY CASE
- INTERNAL COOLANT SYSTEM
- SAFETY STRAP
- STATIONARY RING
- 3mm HEXAGON KEY
- 6mm HEXAGON KEY
- ARBOR SHANK
- ARBOR ASSEMBLY
- 13mm CHUCK
- DRILL CHUCK ADAPTOR
- DRILL CHUCK AND KEY
- DRIFT
- SAFETY GLASSES

PART CODE:

Element50/1 Pivot Magnet (110V)
Element50/3 Pivot Magnet (230V)

SPECIFICATIONS

Cutter Capacity	50mm
Depth of Cut	50mm
Twist Drill Capacity	20mm
Drill Chuck Capacity	13mm
Morse Taper	MT2
Countersink	30mm
Tapping	M20
No Load Speed	100-500RPM
Motor Specification	1500W
Magnet Adhesion	13500N
Length	395mm
Height	586mm
Width	255mm
Magnet Size	200 x 98mm
Weight	18.5KG
Motor	110/230V
Stroke	140mm

KEY FEATURES

- FULLY AUTOMATIC DRILLING**
- CUTTER CAPACITY**
50mm
- DEPTH OF CUT**
50mm
- TWIST DRILL CAPACITY**
20mm
- COUNTERSINK**
30mm
- TAPPING**
M20
- WEIGHT**
15KG
- MAGNET SIZE**
200 x 98mm
- MOTOR**
110/230V

INCLUDED

- CARRY CASE
- INTERNAL COOLANT SYSTEM
- SAFETY STRAP
- STATIONARY RING
- 3mm HEXAGON KEY
- 6mm HEXAGON KEY
- ARBOR ASSEMBLY
- 13mm CHUCK
- DRILL CHUCK ADAPTOR
- DRILL CHUCK AND KEY
- DRIFT
- SAFETY GLASSES

PART CODE:

Element50/1 Auto Feed (110V)
Element50/3 Auto Feed (230V)



ELEMENT 50

Low Profile

THE LARGEST CAPACITY LOW PROFILE DRILL ON THE MARKET.

With 1200W motor and 6 speeds, its small in height, but big in capacity. Fitted with CutSmart™ technology to maximise performance of the machine and cutting tool life, the Low Profile has the power to transform how you work on site.



CUT SMART™

SPECIFICATIONS

Cutter Capacity	50mm
Depth of Cut	50mm
Countersink	30mm*
No Load Speed	250-500RPM
Motor Specification	1200W
Magnet Adhesion	10000N
Length	334mm
Height	179mm
Width	100mm
Magnet Size	192 x 82mm
Weight	11KG
Motor	110/230V
Stroke	62mm

*Requires an extension arbor RD32059.

KEY FEATURES

-  **CUTTER CAPACITY**
50mm
-  **DEPTH OF CUT**
50mm
-  **HEIGHT**
179mm
-  **TWIST DRILL CAPACITY**
N/A
-  **COUNTERSINK**
30mm*
-  **WEIGHT**
11KG
-  **MAGNET SIZE**
192 x 82mm
-  **MOTOR**
110/230V

INCLUDED

- CARRY CASE
- FIXED GUARD
- SAFETY STRAP
- COOLANT BOTTLE
- 4mm HEXAGONAL WRENCH
- COOLANT BOTTLE
- RATCHET HANDLE
- SAFETY STRAP
- SAFETY GOGGLES

PART CODE:

Element50/1 Low Profile (110V)
Element50/3 Low Profile (230V)



ELEMENT 75

LARGE CAPACITY MACHINE. DRILLS HOLES UP TO 75MM AND WITH 12 FORWARD AND REVERSE SPEEDS, TAPS UP TO M24.

Featuring our CutSmart™ dual motor protection technology, this machine benefits from both high performance and maximised tool life. Also available with a swivel base.



Quick release interchangeable handle.



ELEMENT 100

DESIGNED FOR LARGER DIAMETER DRILLING.

With 4 gears and 24 forward and reverse speeds, gearing is optimised for drilling holes to 100mm diameter. The Element™ 100 is equipped with CutSmart™ technology to enhance tool life, speed of cut and user safety. Also available with swivel base option.











Quick release interchangeable handle.



SPECIFICATIONS

Cutter Capacity	75mm
Depth of Cut	75mm
Twist Drill Capacity	26mm
Drill Chuck Capacity	16mm
Morse Taper	MT3
Countersink	40mm
Tapping	M24
No Load Speed	70 -500RPM
Motor Specification	1800W
Magnet Adhesion	18500N
Length	375mm
Height	713mm
Width	214mm
Magnet Size	220 x 114mm
Weight	23KG
Motor	110/230V
Stroke	185mm

KEY FEATURES

-  **CUTTER CAPACITY**
75mm
-  **DEPTH OF CUT**
75mm
-  **TWIST DRILL CAPACITY**
26mm
-  **COUNTERSINK**
40mm
-  **TAPPING**
M24
-  **WEIGHT**
23KG
-  **MAGNET SIZE**
220 x 114mm
-  **MOTOR**
110/230V

INCLUDED

- INTERNAL COOLANT SYSTEM
- 16mm CHUCK
- ARBOR ASSEMBLY – 6mm HEXAGONAL SPANNER INCLUDED
- SAFETY GLASSES
- ARBOR SHANK
- DRIFT
- SAFETY STRAP
- 3mm HEXAGONAL SPANNER
- STATIONARY RINGS
- PILOT PIN







PART CODE:

Element75/1 (110V)
Element75/3 (230V)

SPECIFICATIONS

Cutter Capacity	100mm
Depth of Cut	100mm
Twist Drill Capacity	32mm
Drill Chuck Capacity	16mm
Morse Taper	MT3
Countersink	40mm
Tapping	M30
No Load Speed	45 -700RPM
Motor Specification	2000W
Magnet Adhesion	20000N
Length	370mm
Height	733mm
Width	230mm
Magnet Size	228 x 114mm
Weight	25KG
Motor	110/230V
Stroke	200mm

KEY FEATURES

-  **CUTTER CAPACITY**
100mm
-  **DEPTH OF CUT**
100mm
-  **TWIST DRILL CAPACITY**
32mm
-  **COUNTERSINK**
40mm
-  **TAPPING**
M30
-  **WEIGHT**
25KG
-  **MAGNET SIZE**
228 x 114mm
-  **MOTOR**
110/230V

INCLUDED

- INTERNAL COOLANT SYSTEM
- 16mm CHUCK
- ARBOR ASSEMBLY – 6mm HEXAGONAL SPANNER INCLUDED
- SAFETY GLASSES
- ARBOR SHANK
- DRIFT
- SAFETY STRAP
- 3mm HEXAGONAL SPANNER
- STATIONARY RINGS
- PILOT PIN

PART CODE:

Element100/1 (110V)
Element100/3 (230V)



SPECIALIST
Mag Drills



EAGLE

MANUFACTURED FROM ZA12 ALLOY ANTI-SPARK MATERIAL.

The Eagle is perfect for use in corrosive and hazardous areas. It's fully ATEX approved to EXII 2GDc T6 IIC T85°C and has an Atlas Copco pneumatic motor for safety in hazardous areas.



RAVEN

THE RAVEN IS DESIGNED FOR USE ON PNEUMATIC SUPPLIES IN NON-CORROSIVE ATMOSPHERES.

With a mechanically activated magnet, it is lightweight, fully ATEX approved to EXII 2GDc T6 IIC T85°C and has an Atlas Copco pneumatic motor, for safety in hazardous areas.

SPECIFICATIONS

Cutter Capacity	52mm
Depth of Cut	50mm
Drill Chuck Capacity	16mm
No Load Speed	270RPM
Motor Specification	28CFM
Magnet Adhesion	7000N
Length	370mm
Height	540mm
Width	175mm
Magnet Size	165 x 80mm
Weight	21KG
Stroke	70mm

KEY FEATURES

-  **CUTTER CAPACITY**
52mm
-  **DEPTH OF CUT**
50mm
-  **TWIST DRILL CAPACITY**
16mm
-  **WEIGHT**
21KG
-  **MAGNET SIZE**
165 x 80mm

INCLUDED

- SAFETY STRAP
- HEXAGON SPANNER 4mm
- HEXAGON SPANNER 3mm
- PIPE FIXING STRAP

PART CODE:
RD130C

SPECIFICATIONS

Cutter Capacity	52mm
Depth of Cut	50mm
No Load Speed	270RPM
Motor Specification	28CFM
Magnet Adhesion	7000N
Length	315mm
Height	540mm
Width	160mm
Magnet Size	165 x 80mm
Weight	16KG
Stroke	70mm

KEY FEATURES

-  **CUTTER CAPACITY**
52mm
-  **DEPTH OF CUT**
50mm
-  **TWIST DRILL CAPACITY**
16mm
-  **WEIGHT**
16KG
-  **MAGNET SIZE**
165 x 80mm

INCLUDED

- SAFETY STRAP
- HEXAGON SPANNER 4mm
- HEXAGON SPANNER 3mm
- PIPE FIXING STRAP

PART CODE:
CM/330/C



GATOR

A MECHANICALLY ACTIVATED MAGNETIC BASE.

The Gator is used in applications when only hydraulic supplies are most convenient or necessary.

SPECIFICATIONS

Cutter Capacity	52mm
Depth of Cut	50mm
Drill Chuck Capacity	16mm
No Load Speed	630RPM
Motor Specification	140bar
Magnet Adhesion	7000N
Length	320mm
Height	520mm
Width	160mm
Magnet Size	165 x 80mm
Weight	23KG
Stroke	70mm

KEY FEATURES

-  **CUTTER CAPACITY**
52mm
-  **DEPTH OF CUT**
50mm
-  **TWIST DRILL CAPACITY**
16mm
-  **WEIGHT**
23KG
-  **MAGNET SIZE**
165 x 80mm

INCLUDED

- SAFETY STRAP
- HEXAGON SPANNER 4mm
- HEXAGON SPANNER 3mm
- PIPE FIXING STRAP

PART CODE:
RD140





RAIL Mag Drills



RHINO2

HIGH QUALITY PETROL-POWERED RAIL DRILLING.

As one of our most popular products for railway engineers, the Rhino 2 is a 2 stroke, petrol-powered drill with a high-quality STIHL motor. We know you don't have time to carry around multiple tanks of fuel, especially when other machines and tools – such as grinders and disc cutters – used in this sector are also 2 stroke. The Rhino2 is perfect for applications such as fish plates and bonding.

SPECIFICATIONS

Cutter Capacity	40mm
No Load Speed	200RPM
Motor Specification	STIHL 2 STROKE, 1300W
Magnet Adhesion	N/A
Length	520mm
Height	500mm
Width	380mm
Weight	19.2KG
Motor	2 STROKE PETROL

KEY FEATURES

-  **CUTTER CAPACITY**
40mm
-  **WEIGHT**
16KG
-  **MOTOR**
2 STROKE PETROL

INCLUDED

- **3/16" ALLEN KEY**
- **4mm A/F TEE HANDLED HEX KEY**
- **8mm HEX KEY**
- **COOLANT FEED DISPENSER**

PART CODE:
RD07A

RHINO4



WITH A HONDA 4 STROKE ENGINE, THE RHINO 4 DELIVERS FASTER DRILLING CAPABILITY.

With low noise, minimal hand-arm vibration and superb fuel efficiency, the Rhino 4 is Rotabroach's™ lead offering for rail drilling applications.

RHINO E



THE RHINO E IS AN ELECTRIC RAIL MACHINE, SPECIFICALLY DESIGNED FOR RAIL DRILLING APPLICATIONS.

Ideal for tunnel work and confined spaces with poor ventilation, this rail drill is equipped with a mechanical clutch and thermal overload protection for increased machine durability.

SPECIFICATIONS

Cutter Capacity	36mm
No Load Speed	320RPM
Motor Specification	1500W 2.0HP
Magnet Adhesion	N/A
Length	540mm
Height	420mm
Width	420mm
Weight	20KG
Motor	4 STROKE PETROL

KEY FEATURES

CUTTER CAPACITY
36mm

WEIGHT
20KG

APPROVALS



INCLUDED

- 4mm A/F TEE HANDLED HEXAGON KEY
- COOLANT FEED DISPENSER
- 8mm HEX KEY
- 3/16 LONG HEX KEY

PART CODE:
RD074

SPECIFICATIONS

Cutter Capacity	40mm
Twist Drill Capacity	13.5mm
No Load Speed	270-610RPM
Motor Specification	1100W
Length	640mm
Height	320mm
Width	180mm
Weight	16KG
Motor	110/230V

KEY FEATURES

CUTTER CAPACITY
40mm

WEIGHT
16KG

MOTOR
110/230V

INCLUDED

- 4mm A/F TEE HANDLED HEXAGON KEY
- 3mm HEXAGON KEY
- COOLANT FEED DISPENSER

PART CODE:
CM/127/1A (110V)
CM/127/3A (230V)

R



ELEMENTTM
Saws & Blades

ELEMENT 14

Chop Saw

MAKE LIGHT WORK OF CUTTING STEEL PLATE, SQUARE TUBE, ANGLE IRON, PIPE, TUBE AND SHEET METAL.

Quicker, more accurate and safer than conventional abrasive cutting saws, it produces a cut that is virtually spark free with no burr. It's swivel vice also enables 45° cutting.

SPECIFICATIONS

No Load Speed	1300/ 1450
Motor Specification	110v 1800W
Cutting Capacity	230V 2200W
Box Section	120 x 120mm
Cutting Capacity Rectangular section	95 x 180mm
Cutting Capacity Pipe	130mm
Overall Dimensions	565 x 285 x 405mm
Weight	28KG
Safety Features	Retracting blade guard and metal chip collection chamber

KEY FEATURES

BEVEL
0-45°

SQUARE SECTION MAX THICKNESS
90 x 90mm

RECTANGULAR SECTION CAPACITY
95 x 185mm

PIPE CUTTING CAPACITY
130mm

WEIGHT
28KG

MOTOR
2200W / 230V
1800W / 110V

INCLUDED

- CERMET-TIPPED STEEL CUTTING BLADE
- 6mm HEXAGONAL KEY
- V CLAMP JAW



PART CODE:

Element14/1 (110V)
Element14/3 (230V)

CERMET Blades

CERMET BLADES PRODUCE A CLEAN, COOL CUT, WITH MINIMAL VIBRATION AND SPARKS. CERMET TIPPED, OFFERING INCREASED TOOL LIFE.

- Last up to 20 times longer than conventional abrasive discs
- Up to 40% better life than TCT blades
- Triple chip design for added durability



14" Cermet Blades • Specifications

Part no.	Dia	Teeth	Bore
STEEL			
RAPB355FS	14" (355mm)	66T	25.4mm (1")
ALUMINIUM			
RAPB355AL	14" (355mm)	80T	25.4mm (1")
MULTI-PURPOSE			
RAPB355MP	14" (355mm)	36T	25.4mm (1")
STAINLESS STEEL			
RAPB355SS	14" (355mm)	120T	25.4mm (1")



POWER To Cut Metal.™

Rotabroach

Burgess Road, Sheffield S9 3WD

Tel: +44 (0)114 221 2510 | Email: sales@oslct.co.uk

WWW.ROTABROACH.CO.UK